

# BOOSTING A PROCESS WITH DIGITAL TOOLS

## Purification of oligonucleotides by ion exchange

Kilian Kobl<sup>a</sup>, Lucrèce Nicoud<sup>a</sup>, Edouard Nicoud<sup>a</sup>, Anna Watson<sup>b</sup>, John Andrews<sup>b</sup>, Edward Wilkinson<sup>b</sup>, Muhid Shahid<sup>b</sup>, Chris McKay<sup>c</sup>, Benjamin I. Andrews<sup>c</sup>, Batool Ahmed Omer<sup>c</sup>, Olga Narducci<sup>c</sup>, Edward Masson<sup>c</sup>

<sup>a</sup> Ypso-Facto, 19 Avenue Foch, 54000 Nancy, France

<sup>b</sup> Chemical Development, Pharmaceutical Technology & Development, Operations, AstraZeneca, Macclesfield, UK

<sup>c</sup> GlaxoSmithKline, Chemical Development, Gunnels Wood Rd, Stevenage SG1 2NY, United Kingdom

### INTRODUCTION

- Purification of oligonucleotides by ion exchange (IEX) is complex and many operating parameters need to be selected. There is a high interest in developing digital tools allowing to speed up process development, securing scale-up and decreasing waste.
- We present an innovative mechanistic model for oligonucleotide purification by IEX.
- We provide a step-by-step methodology to use the model and illustrate it with data from the literature and from AstraZeneca and GSK, leading pharma companies in the field.

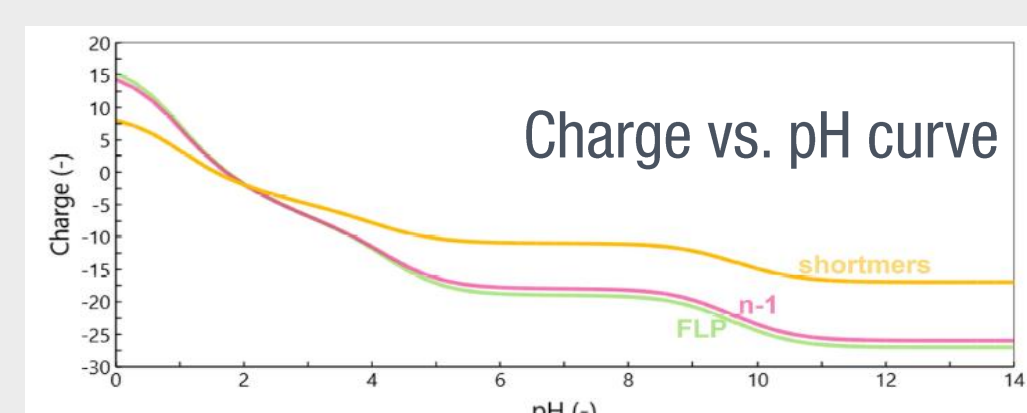
### MODEL

The model accounts for:



#### Solution equilibria

- The variable charge of the oligonucleotide with pH



#### Solid-liquid equilibria

- The possibility that not all of the oligo charges interact with the resin
- The possibility that the oligo can have a various number of charge interactions
- The competition between the oligo and the other species in solution (e.g., OH<sup>-</sup>, phosphate) at the surface of the resin

Parameter	Monodentate	Bidentate	...	Octadentate
Interacting charges ( $z_i$ )	1	2	...	8
Selectivity coefficient ( $K_{z_i}$ )	$K_1$	$K_2$	...	$K_8$
Exponent in mass action law ( $z_i^{max}$ )	1	2	...	4
Configuration examples			...	

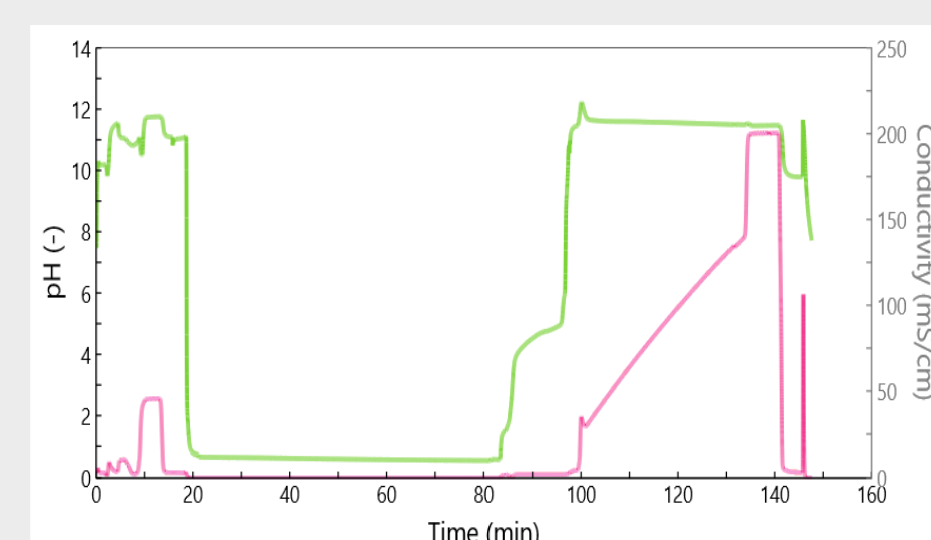
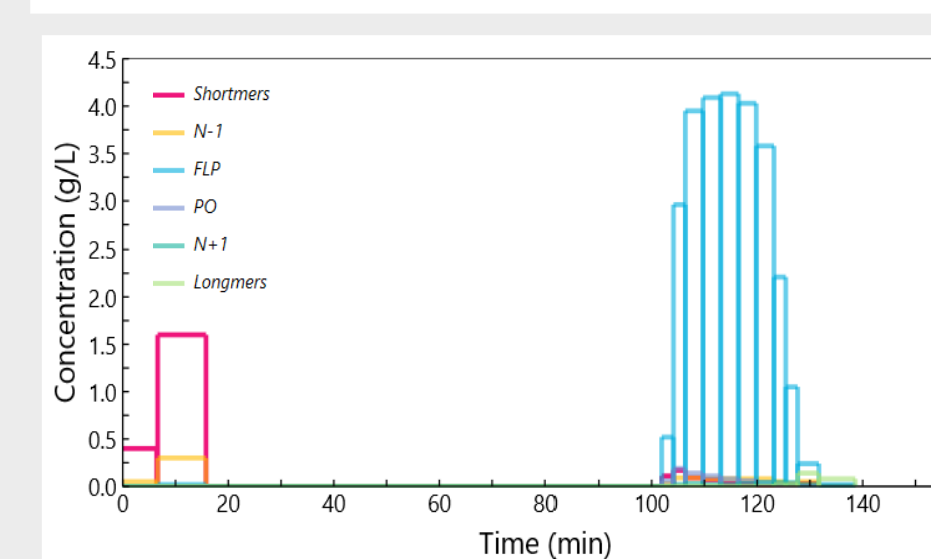
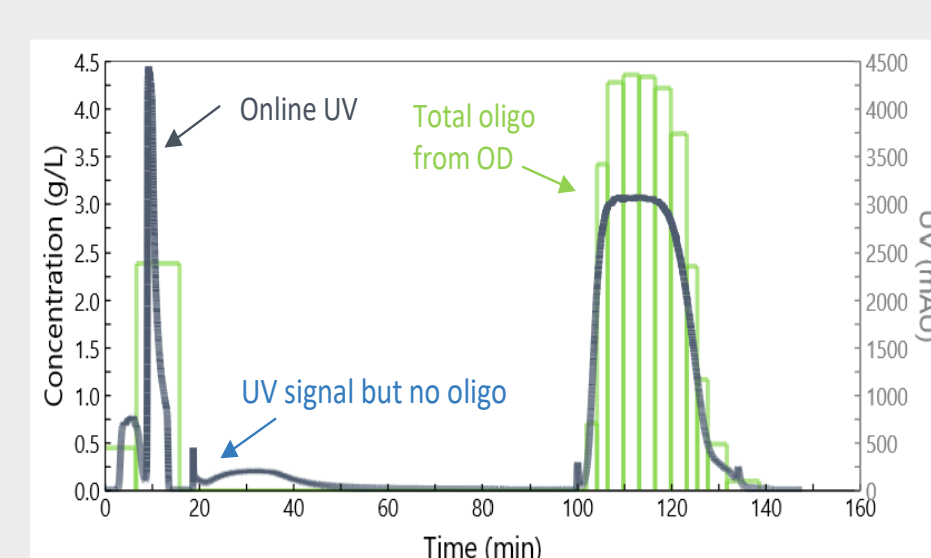
Example of an oligonucleotide with 8 interacting charges and a maximum exponent of 4

### METHODOLOGY

- 1 Establish analytical methods
- 2 Establish the list of species of interest
- 3 Characterize the solutions
- 4 Characterize the resin
- 5 Characterize the interactions between the solution and the resin
- 6 Vary key operating parameters

- Model parameters to describe oligo-resin interactions are found from:
  - ✓ A breakthrough curve (not shown)
  - ✓ Few pulse experiments (not shown)
  - ✓ A full purification experiment (see below)

Typical data from full purification experiments:



- Building a mechanistic model requires suitable analytical methods, a species list and a few well-targeted experiments.

- In particular, buffer-resin interactions are evaluated based on experiments performed in the absence of oligonucleotide.

### CONCLUSION

- We have developed a new predictive model for ion exchange of complex molecules like oligonucleotides.
- After applying the methodology, the model can be used to predict the influence of key operating parameters and to perform process optimization.
- We provided a clear methodology to use the model. This methodology has been shown to provide significant process insights with minimal experimental effort.

### REFERENCES

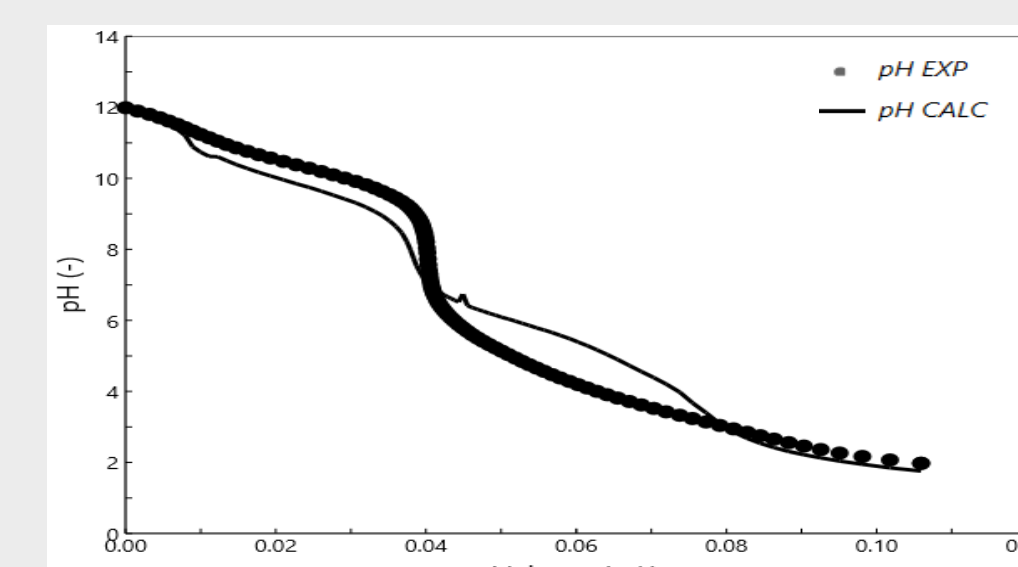
- [1] Deshmukh et al., Organic Process Research & Development 2002, 4, 205-213  
 [2] Kobl et al., article in preparation

### RESULTS

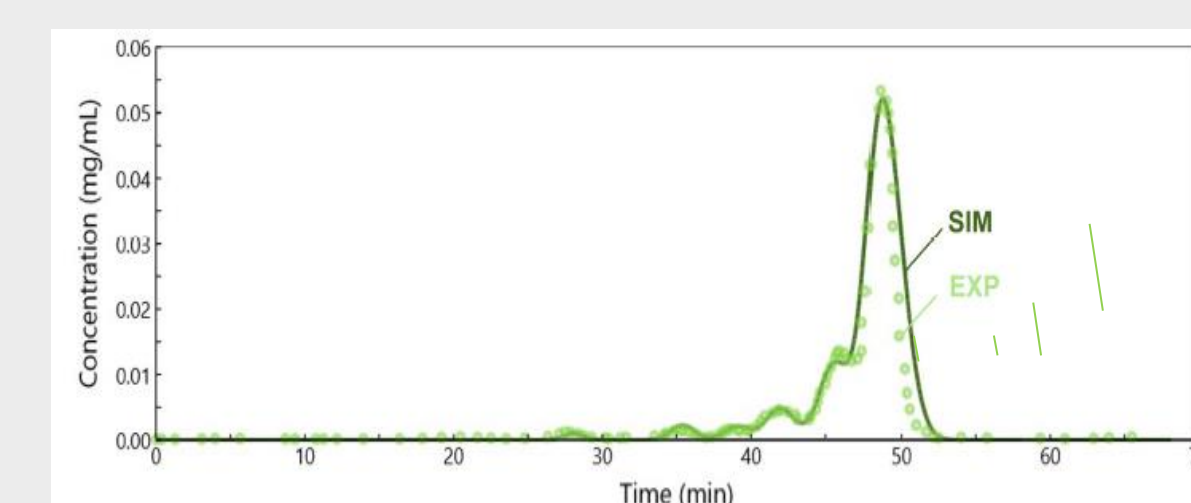
In the following, we partially illustrate steps 3, 5 and 6 of the proposed methodology. A complete application of the method will be available in [2].

#### Characterize the solutions

- The behavior of the oligonucleotide in solution can be described by a titration curve (see right).
- The calculated pH is calculated based on the charge vs. pH curve.



#### Characterize interactions between the solution and the resin



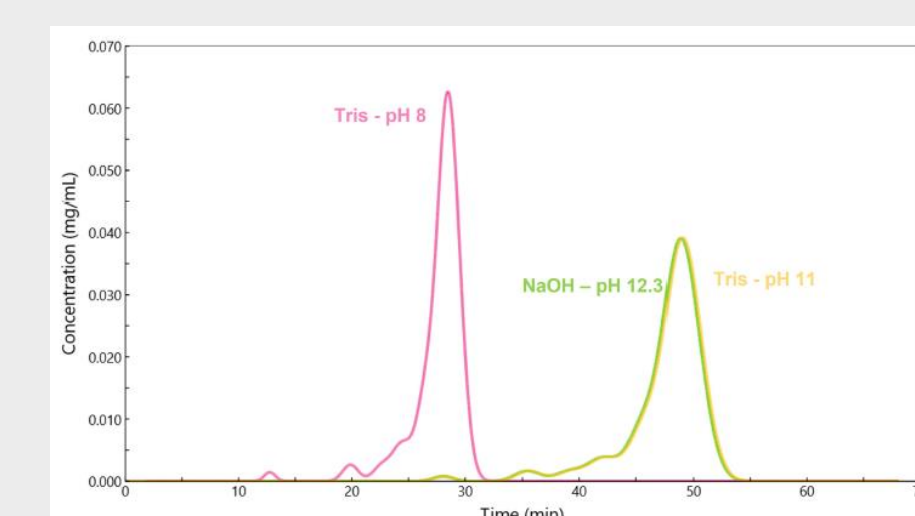
- The figure on the left shows an example of a reference purification experiment.
- The simulation (line) describes well the experimental data (points).

#### Vary key operating parameters

The model was then used to predict other experimental conditions [1]. Observed trends are well in line with those reported experimentally.

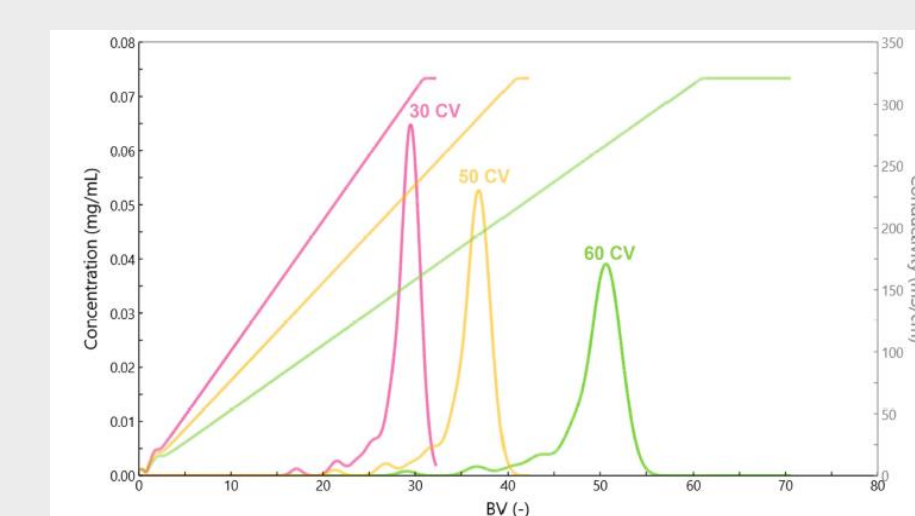
#### Impact of buffer pH

- The model correctly predicts an increase in the retention time when increasing the pH from 8 to 11 or 12.
- This is due to the higher number of negative charges at higher pH.



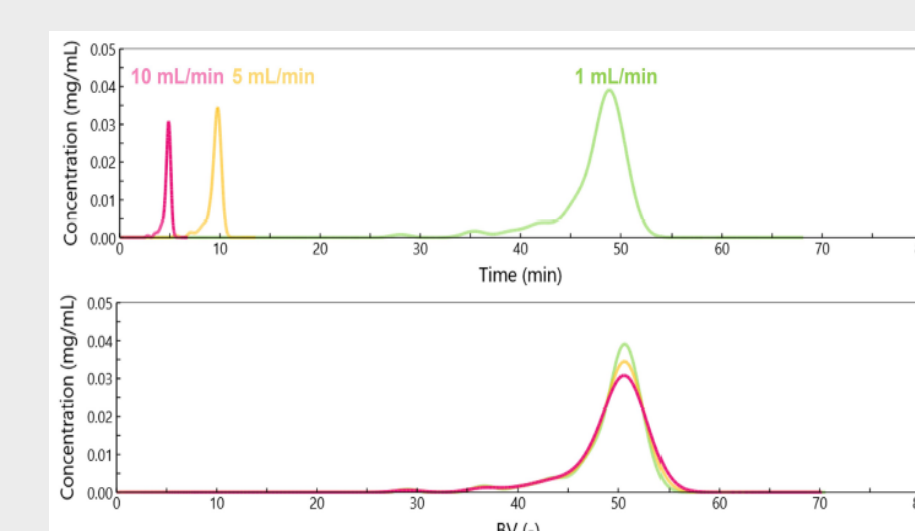
#### Impact of gradient slope

- The model correctly predicts an increase in peak retention time, peak width and peak resolution when decreasing the gradient slope.



#### Impact of flow rate

- The model correctly predicts a decrease in retention time and an increase in peak width when increasing flowrate.

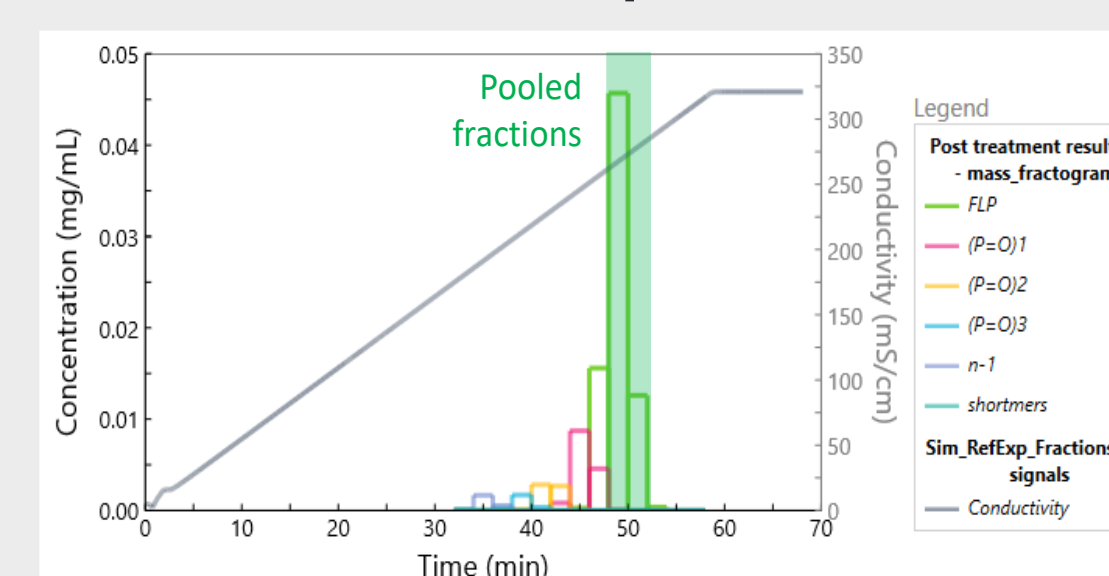


#### In-silico process optimization

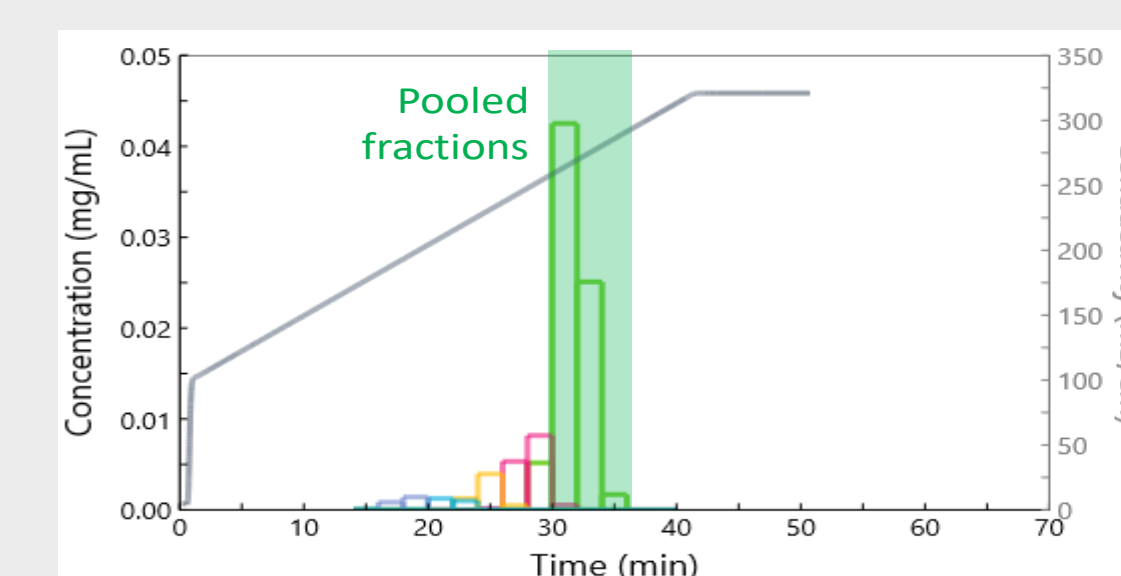
- After applying the methodology, the model could be used for optimization.

- The gradient starting salt concentration and duration were adjusted (see below).

#### Reference process



#### Optimized process



- Yield and productivity were greatly improved, while solvent consumption and run duration decreased (see table).
- No additional experiment was needed for this investigation.

Criterion	Reference process	Optimized process	Change
Purity (%)	99.6	99.2	-0.6%
Yield (%)	78.2	93.0	+19%
Productivity (L/g/s)	3.0E-5	4.7E-5	+57%
Eluent consumption L/g product	584	367	-37%
Total run duration (min)	68.11	50.75	-25%

### VISIT OUR WEBSITE



### CONTACT US

